

FEATURES :

- 2:1 Wide Input Voltage
- 3 Watt 24PIN DIL Package
- Efficiency To 80%
- 1500Vdc Isolation
- MTBF:>1,500,000 hrs
- Operating Temperature:-40°C to +85°C

Specifications typical at TA=25°C, nominal input voltage and rated output current unless otherwise specified

Part Number	Input Voltage	Output Voltage	Output Current	Efficiency
	Vdc	Vdc	mA	%TYP
68D1-05S05CN	4.5-9	5	600	75
68D1-05S12CN	4.5-9	12	250	77
68D1-05S15CN	4.5-9	15	200	80
68D1-12S05CN	9-18	5	600	75
68D1-12S12CN	9-18	12	250	80
68D1-12S15CN	9-18	15	200	80
68D1-12D05CN	9-18	±5	±300	75
68D1-12D12CN	9-18	±12	±125	75
68D1-12D15CN	9-18	±15	±100	75
68D1-24S05CN	18-36	5	600	78
68D1-24S12CN	18-36	12	250	80
68D1-24S15CN	18-36	15	200	80
68D1-24D05CN	18-36	±5	±300	75
68D1-24D12CN	18-36	±12	±125	80
68D1-24D15CN	18-36	±15	±100	80
68D1-48S05CN	36-72	5	600	78
68D1-48S12CN	36-72	12	250	80
68D1-48S15CN	36-72	15	200	80
68D1-48D05CN	36-72	±5	±300	75
68D1-48D12CN	36-72	±12	±125	80
68D1-48D15CN	36-72	±15	±100	80

Input Specifications

Parameters	Conditions	Min	Typ	Max	Units
Voltage Types				2:1	
Filter	Capacitor				

YUAN DEAN SCIENTIFIC



DC-DC Converter

68D1 SERIES

3Watt 1.5KV Isolated

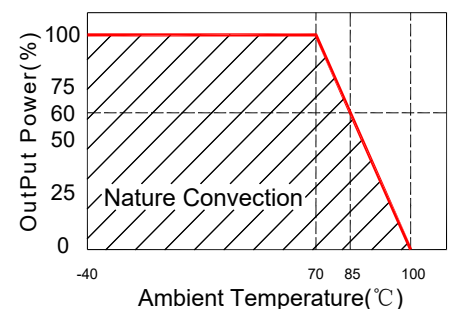
2 : 1 Input Voltage Range

Single & Dual Output

1.25" X 0.8"



Temperature Derating Graph



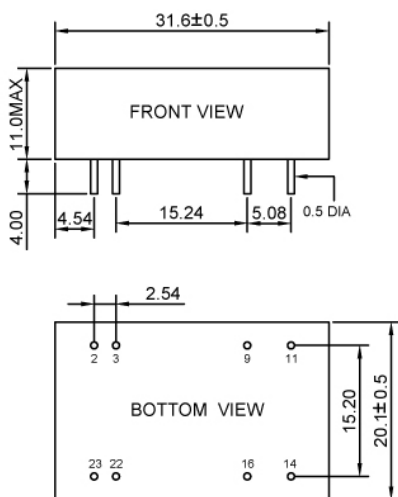
Output Specifications

Parameters	Conditions	Min	Typ	Max	Units
Voltage Tolerance				±2	%
Short Circuit Protection	Continuous				
Line Regulation				±0.5	%
Load Regulation	Single			±0.5	%
Load Regulation	Dual			±2.0	%
Ripple & Noise	BW=DC To 20MHz			100	mVp-p
Transient response setting time	50% load step change		350		us

General Specifications

Parameters	Conditions	Min	Typ	Max	Units
Isolation Resistance	500Vdc	1000			MΩ
Switching Frequency			200		KHz
Operating Temperature		-40		85	°C
Humidity	Non Condensing			95	%
Cooling	Free air Convection				
Case material	Nickel Coated Copper With Non-Conductive Base				
Weight			16.2		g
Dimensions		31.60x20.10x11.0			mm

Markings and Dimensions



UNIT : mm Unless otherwise specified, all tolerances are ±0.25

PIN Connection

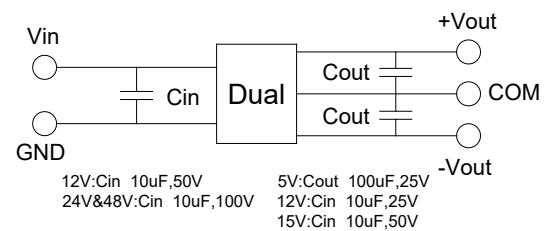
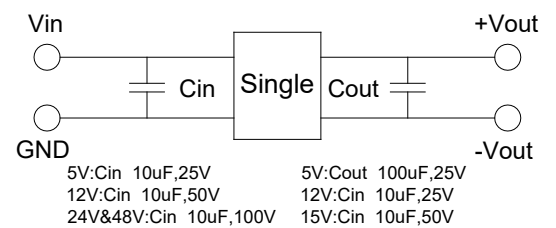
Pin	2,3	9	11	14	16	22,23
Single	-Vin	No Pin	NC	+Vout	-Vout	+Vin
Dual	-Vin	Com	-Vout	+Vout	Com	+Vin

Part Number

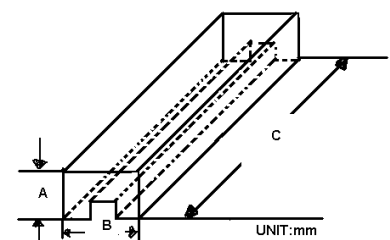
68D1	-	05	S	05	C	N
A	B	C	D	E	F	

- A : Series
- B : Input Voltage
- C : Single(S);Dual(D)
- D : Output Voltage
- E : Types
- F : Package

Recommended Test Circuit



Packaging



Size(mm)		
A	B	C
18.71	23.00	522

